



AUTOMOBILE CLUB DE MONACO



# 14<sup>e</sup> Grand Prix de Monaco Historique

## Driver's briefing

### May 10<sup>th</sup> to 12<sup>th</sup>, 2024

The 14<sup>th</sup> Edition of the Grand Prix de Monaco Historique is shaping up to be one of the most exciting ever with an exceptional line-up.

The eight series this weekend promise to give us some of the most thrilling racing and the scene of some superb sporting confrontations, encompassing the true spirit of racing, and the utmost respect for rules and courtesy on the track.

Friendliness, fair play and goodwill should be at the forefront of the minds of all drivers, managers and organizers so that this three day event remains a celebration of "Gentlemen Drivers".

Such an event will only be possible if the basic safety rules are observed, so that the 600 marshals (men and women) positioned around the track can intervene effectively. Please show them respect and demonstrate good racing conduct if a flag is raised.

We all share the same passion which allows us to experience some magical moments in a place steeped in over 100 years of automotive history.

So, may the best win, and until we meet again at the closing Gala of this 14<sup>th</sup> Grand Prix de Monaco Historique with a sense of satisfaction and pride at having been part of a unique moment in the world of motorsport.

Alain PALLANCA  
Directeur de l'Epreuve

Paddock EXIT


- Exit from the paddocks is by order of the Race Director, on presentation of the Green Flag.

#### PIT EXIT ON GREEN LIGHT:

- **YELLOW LINE:** A yellow line delimits the pit exit lane. It extends to the safety car line 2 after the Sainte Dévote bend. **This yellow line must not be crossed by the cars leaving the pits.** Any crossing will be reported to the Stewards.
- **BLUE LIGHT:** A flashing blue light on the left side, at the pit exit, will indicate to the driver leaving the pits that a car is approaching the track.





- **DOUBLE YELLOW ARROW:** A large double flashing yellow arrow light, positioned on the right side of the track before the pit exit, will indicate to drivers that one or more cars are about to leave the pits near racing line.





- **SMALL YELLOW ARROW:** Two small yellow arrow, one on the right of the pit exit and one before the Sainte Dévote turn, will flash if a car is stopped in pit exit lane or at turn n°1. Only in this case you shall be allowed to cross the yellow line.



- **SAFETY CAR :** (Safety Car - SC) - (Art 21 of the Supplementary Regulations)  
During the races, the Race Director might deploy the safety car (SC) at any time. Competitors will have to follow the procedure, in accordance with Art 2.10 of Appendix H of the FIA International Sporting Code (slow down, no more overtaking)..  
At the end of the procedure, the safety car will turn off its lights between turn 11 and 12 and enter the pit lane. The new start will be effective at the starting line, with no overtaking before this line.
- **ESCAPE LANES:** There are escape lanes at Sainte Dévote - turn 1, at Mirabeau - turn 5 (rejoining the track is under driver's responsibility) and at the Chicane (driver may rejoin only when the light is green).






- **ORANGE ZONE** are escape routes to allow to pull over in case of an incident.



- **FIRE EXTINGUISHER SIGN** A white sign representing a red fire extinguisher, on track fence opening, means the presence of a fire extinguisher and a fire marshal or a fireman.



- **FREE PRACTICE SESSION ON SATURDAY MAY 10, 2024**

o All cars will leave the paddocks to go to the pits (except series "G"). Speed limit of 50 km/h in the pits.

o Duration of **free practice** are **30 minutes** on Friday, beginning with the green light at pit exit ending at the presentation of the checkered flag and/or red lights.

o At the end of each free practice or qualifying session, all competitors will return directly to their respective paddocks, without driving through the pit lane (except G series).

o FYC: In the event of a minor accident on the track, all marshals' posts will display a yellow flag accompanied by a "FULL COURSE YELLOW" (FCY) sign, ordering all competitors to reduce their speed so that they can stop if necessary. This procedure will not apply during races.

- **QUALIFYING PRACTICE SESSIONS 25' - SATURDAY MAY 11, 2024**

o All cars will leave the paddocks to go to the pits (except series "G"). Speed limited to 50 km/h in the pits.

o Qualifying practice lasts 25 minutes, from the green light at the pit exit to the presentation of the chequered flag and/or red lights.

o At the end of each qualifying session, all competitors will go directly to their respective paddocks, without passing through the pit lane (except series G).

- **RACES ON SUNDAY MAY 12 2024**

o All competitors, except G series will leave their respective paddocks to go to the pit lane, then proceed directly to the pit exit. At the presentation of the green flag, and at the green light at the exit of the pits, the competitors will start for a reconnaissance lap, and will come to position themselves on the staggered starting grid " 1 by 1 ", then will stop their engines.

o Before each race, a briefing (Art. 15 of the Supplementary Regulations) may take place in the briefing room at the foot of the Race Direction tower, upon decision of the Race Director. The competitors of the series concerned will be informed.

- **START PROCEDURE** (Art 16 of the Supplementary Regulations)

o At the starting lights:

4 red lights: 5 minutes from the start of the formation lap

3 red lights: 3 minutes from the start of the formation lap

2 red lights: 1 minute from the start of the formation lap

1 red light: 15 seconds from the start of the formation lap

When all the red lights are extinguished, the green light is switched on and the formation lap starts.

- o When all the red lights go out, the green light on the gantry is switched on for the start of the formation lap. If a competitor is unable to start before all the others have crossed the start line, he will start at the back of the grid, with no possibility of rejoining his position during the formation lap. The same applies if a



problem occurs during the formation lap. If he is assisted by the stewards, he will be pushed directly into the pit lane, from where he will start when the green lights come on at the pit exit.

o If the race is declared "Wet Race" and if the practices were held entirely on a dry track, the competitors **will have** to complete two formation laps (Art 16.c of the Supplementary Regulations).

o At the end of this lap, once all the cars have come to a standstill, the start will be given by light (5 red lights will come on every second, one after the other, starting from the left).

o The race will start when all 5 red lights are extinguished at the same time, within 0.2 to 3 seconds.

If a driver is unable to start, he must raise his arm so that the marshal responsible for his position waves a yellow flag and the starter may abort the start by switching on the 3 flashing orange lights in addition to those previously switched on. The start procedure will be resumed.



#### **ROLLING START PROCEDURE:**

- The Leading Car will start a formation lap at the green light, all competitors will follow in single line at a respectable distance.

When Leading Car will switch off his lights in swimming pool area, it will then enter the pit lane, the competitors will continue on the track, the start will be given when the first car will pass the starting line at the green flag, no overtaking before this line.

- **CHECKERED FLAG MARKS THE END OF THE RACE:** The first 3 of each race will have to reach the "start/finish" line and stop in front of the Main Lodge to receive their cups (laurel wreath and national anthem for the winner). The first 3 competitors will make a lap of honor in the order of the finish of the race to join the paddocks.

All other competitors will have to join the paddocks after their passage under the checkered flag, except the G series which will join the pits.

- **BLACK FLAGS:** The flags " black orange circle " (mechanical incident, driver must stop and fix), " black/white " (warning), and " black " (driver must stop at his pit) will be presented by means of a luminous panel on the starting lights gantry and before turn 18 " Rascasse" under the gateway.

- **JUDGES OF FACT:**

- o Will be placed at the 4 chicanes, end pit exit and at Sainte Dévote.

- o Any case of unsportsmanlike or dangerous behavior will be reported to the Stewards. Any cutting or gaining on advantage at chicane will also be reported. Cameras will record all incidents reported by said de facto judges.

- o A conformity check of the helmets and suits will take place during the technical verifications on Wednesday 9 and Thursday 10 May 2024.

- o A height check between the helmet and the roll bar with the driver in the car to ensure that the 5 cm safety requirement is respected may be carried out at any time during the event.

- o If a driver is involved in a collision, he must not leave the circuit without the agreement of the Stewards (Art.17k of the Supplementary Regulations).

- o Also, in case of an accident requiring the intervention of the medical service on the track, the driver will have to be examined by the medical officer of the event before taking part in a practice session or a race.

- o If Stewards apply a " Drive Through " penalty, which consist of a passage, without stopping, through the pit lane at the regulation speed of 50 km/h. The penalty will be signified by the presentation, on the start-finish line and at the entrance of the Rascasse bend (Turn 18), of a "Drive Through" sign and a lighted sign with the competitor's number, Except in the last three rounds, a time penalty will automatically be applied at the discretion of the sporting commission.



**- PADDOCKS:**

**o During all practice sessions (free and qualifying) and races, the paddocks will not be accessible.**

**o Traffic in the paddocks will be organized as follows:**



**Marc DUEZ**  
**Directeur de Course**

***Have a good weekend in the Principality of Monaco,  
Warning: Motorsport can be dangerous,  
But it should always be fun!***





**Black & White Checkered Flag**

Announces the end of a free practice and qualifying session on Friday and Saturday of Grand Prix and of course the end of the race on Sunday.



**Black & White Flag**

Warns the driver whose number is presented that during his next unsportsmanlike behavior in race, practice or qualifying, he will be presented a black flag or another flag of the same type. .



**Black flag**

Is only presented in association with the number of the car concerned in order to give the order to stop. It is often used to disqualify a driver.



**Black flag with orange circle**

Warns the driver that he is victim of a dangerous mechanical or other problem. He must return as soon as possible to the pit.



**White flag**

A slow vehicle, an intervention vehicle and/or the Safety-car is on the track.



**Red flag**

The race direction has given the order to stop the race. The race can be resumed later.



**Yellow Flag**

1 = Danger on the track, be careful. It is also forbidden to overtake.

2 = No overtaking allowed, be alert and prepare to stop.



**Green Flag**

End of the danger represented by the yellow flag.



**Blue Flag**

The driver who sees this flag being waved must let himself be overtaken by the driver behind him who is faster. He will be one lap behind.



**Red flag with yellow stripes**

Indicates to the drivers a danger due to the change of grip of the track. It is often shown when there is an accident and oil has spilled on the track, but it can also be shown when it rains heavily.